

LET'S EXPLORE SHAPES

Key Question: Where can I find shapes in art?

Key Vocabulary:

- **Geometric Shape**—a shape that has a regular appearance. Squares, circles, triangles, rectangles, stars, diamonds, are all geometric shapes. If a shape has a name, it's probably a geometric shape.
- **Organic Shape**—a shape that is irregular or uneven. These shapes don't have names and are often found in nature or abstract art.

Before we get started, let's explore what shapes can do. Watch this reading of the [Perfect Square](#), by Michael Hall.

<https://www.youtube.com/watch?v=rRqL7GUaavc>

Q: Where can we find shapes?

A: Everywhere! We need shapes to make shapes and pictures.

Every piece of art has a type of shape in it.

Now, Let's look at 3 pieces of art together.



On each piece of art take your finger (if you are doing this on a screen) and trace where you see 1 organic shape and 1 geometric shape. Name the type of shape you see with your grown-up. If you printed this page, draw the shape over the picture.

Here's an example. In this picture, I could draw shapes like this and say "square" and "organic". The window behind the people is a square and the girl's arm makes an interesting shape that doesn't have a name—so it must be an organic shape!

There are lots of shapes in all pictures, so there is more than one right answer—just have fun finding shapes!

Mother of Moses, by Simeon Soloman

Absalom Jones, by Raphael Peale



1. What shapes can you find? Trace them with your finger or a marker.
Hint: Look at his face. Look at his collar. .
2. Can you find both organic and geometric shapes?

GREAT JOB, let's look at the next one!

"However, after six days o' restin' up, with salubrious fruits an' wine an' the meojus concerts, my cap'n broaches the cause of why we're callin' on the Don Hidalgo Rodreego Cazamma", by N.C. Wyeth



1. What shapes can you find? Trace them with your finger or a marker.
Hint: Look at the archways. Look at the lights.
2. Can you find both organic and geometric shapes?

GREAT JOB, let's look at the next one!

The Old Violin, by Jefferson David Chalfant



3. What shapes can you find? Trace them with your finger or a marker.
Hint: Look at the violin shape. Look at the sheet music.

4. Can you find both organic and geometric shapes?

ART APPLICATION

Created by DelArt Teaching Artist Jennifer Roman

Now that we've found lots of different shapes in art and learned how shapes can be found in all the things we see, let's make a work of art with shapes ourselves!

Shape Castle Two Ways

Recycled Paper Collage



Watercolor Resist



Recycled Paper Collage Materials

Recycled cardboard/cardstock
Pen, Pencil, Scissors, Glue
Magazine pages/background paper

Watercolor Resist Materials

White paper
Crayons/Oil pastels or Permanent markers
Watercolor or dilute food coloring

Recycled Version

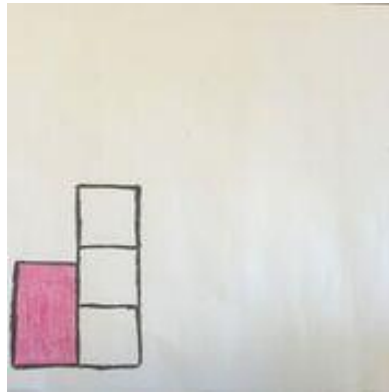



Gather Supplies. Cut squares and rectangles. Cut a few arches and semi-circles



Trace your cardboard shapes onto magazine pages (choose abstract colorful sections). Play with your arrangement until you are happy and glue to background paper.

Watercolor Resist



Draw a rectangle (or a square)


Add more rectangles/squares

Add triangles and arches, you can also add zig zags and x's



Keeping adding those shapes

Make your outlines nice and dark, and color in



Use as many colors as you like, add a sun or moon.

Last step, paint a wash of watercolor over the entire artwork, I used blue to make a sky.

